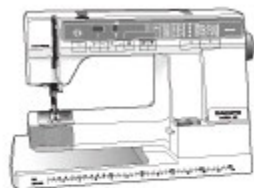
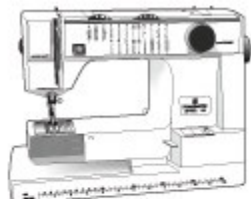


- ① ORCHIDEA™, 1250, #1+, 1200, 1100, 1090, 1070, 1070 S, 1050.



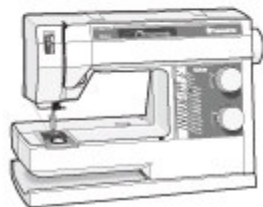
- ② 990 S, 990, 980, 960, 950 S, 950, 945, 940.



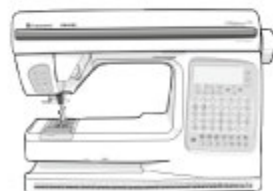
- ③ 630, 620, 610, 190, 185, 180, 150, 120.



- ④ 105, 100, 95, 90.



- ⑤ PRELUDE™ 360, PRELUDE™ 340, DAISY™ 335, 330, 325, 320, 315, 310, HUSQVARNA VIKING® 250, 230, 225/215, 210, 205, SCANDINAVIA™ 100, EDEN ROSE™ 250M, TRIBUTE™ 140M, EMERALD™ 122, 118, 116.



- ⑥ PLATINUM™ 955 E, 950 E, PLATINUM™ Plus 775, 770, 755 Quilt, 750 Quilt, 735, 730, 715, ROSE™ 605, 600, IRIS™, LILY™ 555, 550, 545, 540, 535, 530, HUSQVARNA VIKING® 500, INTERLUDE™ 445, 435, FREESIA™ 425, 415, HUSQVARNA VIKING® 400, 350, SCANDINAVIA™ 400, 300, 200, EMERALD™ 203, 183.



- ⑦ DESIGNER DIAMOND *Royale*™, DESIGNER DIAMOND *deLuxe*™, DESIGNER DIAMOND™, DESIGNER RUBY *Royale*™, DESIGNER RUBY *deLuxe*™, DESIGNER RUBY™, DESIGNER TOPAZ™ 50, 40, 30, 25, 20, DESIGNER™ SE, DESIGNER™ SE Limited Edition, DESIGNER™ I, II, QUILT DESIGNER™, QUILT DESIGNER™ II, SAPPHIRE™ 960Q, 930, 875Q, 870Q, 855, 850, 835, 830, OPAL™ 690Q, 670, 650, EDEN ROSE™ 250C, TRIBUTE™ 140C.